




Onboarding Overview

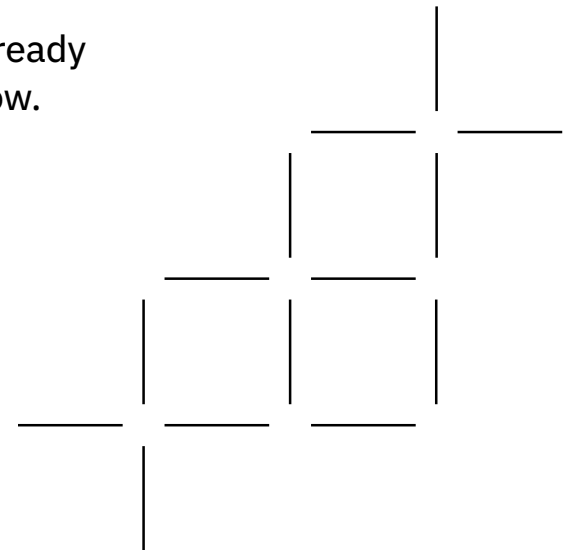


Making it easy to add your data

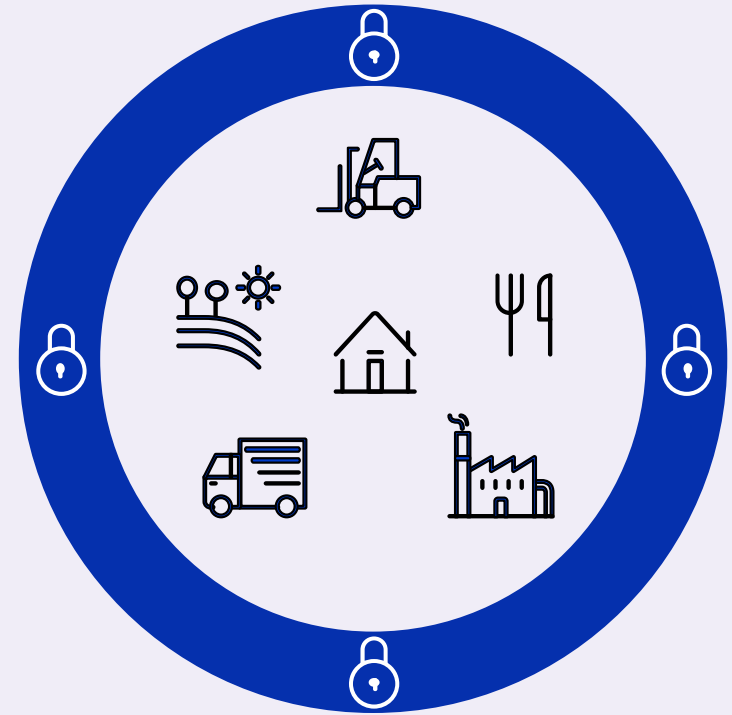


There are a number of convenient ways to add information to IBM Food Trust™. This onboarding overview will help introduce you to them.

There is no need to know blockchain. We work with the data you're already using and with standards and information systems that you already know.



If knowing blockchain isn't important, then why does it matter for food?



It's distributed. Data on the blockchain is replicated, shared and synchronized among parties on a distributed ledger without the need for a central administrator. Unlike owned and managed databases, blockchain provides an independent data-sharing platform.

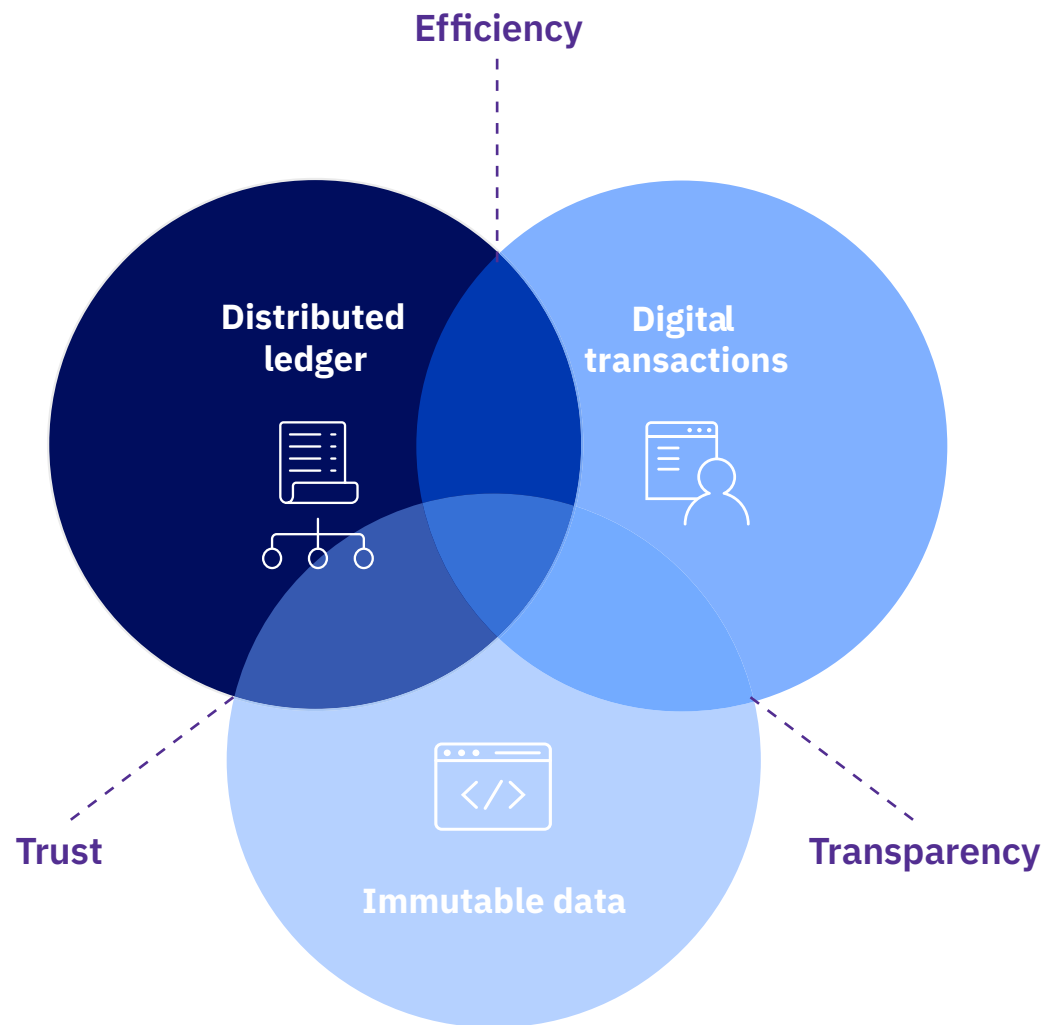
It's immutable. This means that once data is entered on the blockchain, it cannot be deleted (unlike data in a database). Edits can be made only by appending new or updated information. With blockchain, you have a permanent record or audit trail of all data entered and edited. No one can edit information without your knowledge.


It's digital. While not unique to blockchain, it's important to note that all data, processes and transactions around us progressively become digital in order to unlock a number of gains in efficiency.

How blockchain tackles the root of food industry issues

Blockchain's characteristics come together to create a more trusted, transparent and efficient data-sharing platform.

And that can make for a smarter, safer food supply for us all.





What data can you add to IBM Food Trust?

Master data

Describes organization facility locations and trade items; expected to be largely static.

Business Transactions

Includes purchase orders, advance shipping notices and receipt confirmations.

Certificate data

Describes facility certificates such as audit dates, scores and expiration dates.

EPCIS Events

Corresponds to the GS1 EPCIS standards that describe real-world events happening across your supply chain.

Payload data

Additional food related data (e.g temperature, humidity) can be linked to EPCIS events data to enrich the insights into the supply chain.

Additional information available [here](#)

Standard EPCIS Events in IBM Food Trust

EPCIS Events specify real-world events that happen for one or more trade items. These are the what, where, when and why of the food supply.



Commission

Signifies the creation of an object (e.g.: harvesting)



Decommission

Signifies the deletion of an object



Transformation

Signifies an irreversible transformation of an object (e.g.: mangoes to sliced mangoes)



Aggregation

Signifies the grouping of objects (e.g.: aggregating 10 mangoes as a case of mangoes)



Disaggregation

Ungrouping objects to a smaller group (e.g.: disaggregating a pallet of mangoes to boxes of mangoes)

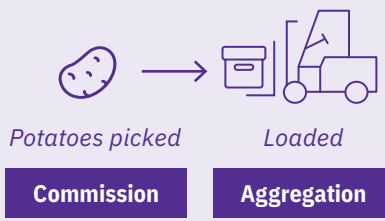
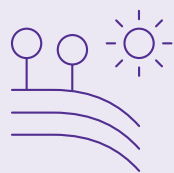


Observation

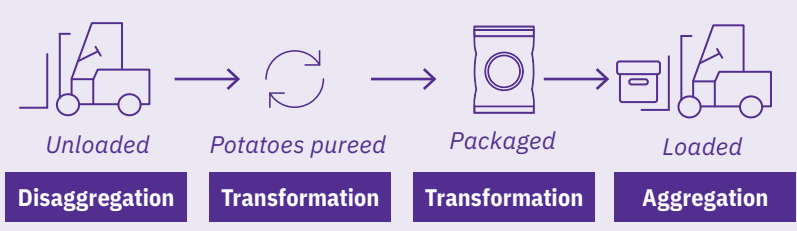

Signifies an observation (e.g.: scanning the package label at the store)

Real-world events with their corresponding EPCIS events assigned

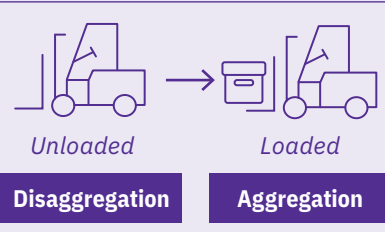
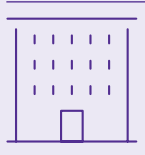
The Farm



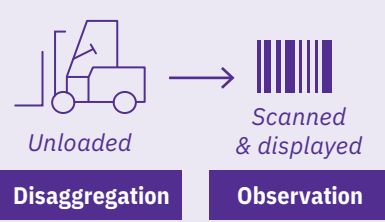
Manufacturing Plant



Distribution Center



Store



How to integrate your data

IBM Food Trust makes it easy to get started through your choice of the following options:



Automated upload

For each of the events and transactions needed to represent your product scenario (output from the Product Scenario Builder), determine where this data can be gathered digitally and automate your systems to upload it. Additional details can be found in the [Developer Zone](#). Integration Support with **App Connect** and **SAP** is available under Assisted Onboarding services. (See page 10).

XML upload

Use the Product Scenario Builder to map your specific supply chain Products, Facilities and

Events data. The output is saved in XML templates, which you can then upload directly to IBM Food Trust or use to configure automated data upload.

Spreadsheet upload

Use spreadsheet templates to record and upload your data directly to IBM Food Trust. This method supports uploading Products, Facilities, Events and Transactions data.

Direct data entry

Manually upload your data by registering your products and scenario details within the Onboarding segment of IBM Food Trust.

IBM Food Trust

Who can access my data?

You control access levels for all data you own on IBM Food Trust



Open

Data is shared with all other IBM Food Trust member organizations without restriction (e.g. location master data for publicly-known facilities, object master data for publicly available products (GTINs) among others).

Private Data

Only visible to the submitting organization unless it is shared via explicit grants (e.g. event data pertaining to an organization's internal processes, location master data for private locations or pieces of equipment).

Restricted Data

Only shared with member organizations that are explicitly referenced in the XML document (e.g. transactions including purchase orders, dispatch advices or receiving advices that explicitly reference other parties to the transaction).

Linked

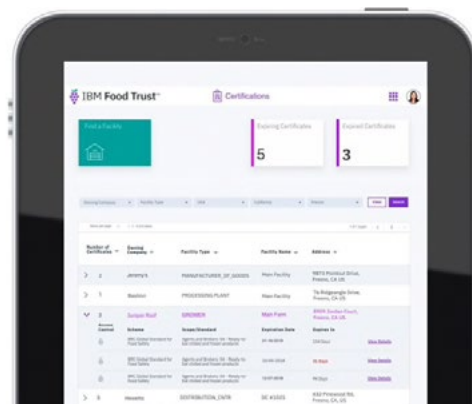
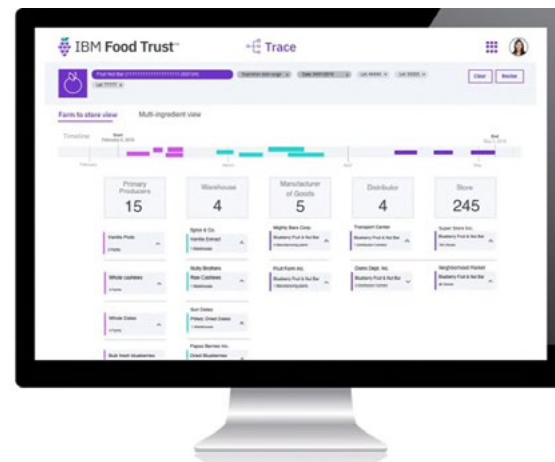
The document is shared only with other parties who are involved in a business transaction for the referenced product LGTIN (e.g. event data related to transactions between specific parties).

IBM Food Trust modules available for purchase

IBM Food Trust has scalable modules to address industry pain points and deliver new value to your organization:

Trace >

Trace the location and status of food products upstream and downstream across the supply chain.

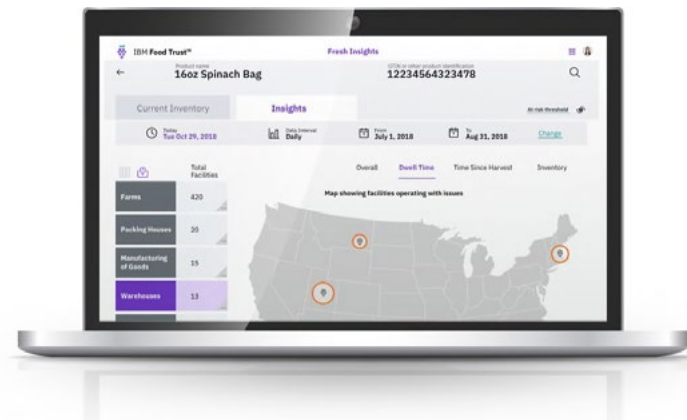


< Certifications

Enable reliability and accountability with instant access to digitized records and documents.

Fresh Insights >

Access real-time and aggregate supply chain data to extend product freshness and shelf life.



See our latest offerings [here](#)

IBM Food Trust



Onboarding and support options

IBM Food Trust makes it easy to get started through your choice of the following options:

Self Guided Onboarding

Onboard independently using self-service education and community forum.

→ No cost – included with your subscription

Virtually Guided Onboarding

Interact with experts in pre-defined education modules with the ability to ask additional questions.

→ One-time charge – starting at \$5,000.00

Assisted Onboarding

Access to experts who guide you through the full onboarding experience, as well as Integration Support services with App Connect and SAP.

→ One-time charge – contact your [IBM representative](#)

Standard IBM Food Trust Support

Access our digital support portal featuring enhanced ticket resolution transparency and expert assistance through your preferred method of communication: chat, email, forum, or phone.

Buy Onboarding and Support services [here](#)

IBM Food Trust



Next steps you can take now

1. Choose and customize your subscription based on your company size (small, medium, large) and business needs.
2. Decide on the best integration option (automated, XML upload, Excel upload, direct data entry).
3. Decide on the best onboarding option (self-guided onboarding, virtually guided onboarding, assisted onboarding).
4. Get started [now](#).

Additional Resources



How IBM Food Trust can benefit my business:

ibm.com/food

Developer Zone:

<http://ibm.biz/ftdevwiki>

Community Support:

<http://ibm.biz/ftcommunitysupport>

